

PORTFOLIO DETAILS

PORTFOLIO OBJECTIVE

The objective of the portfolio is to seek, through a combination of capital growth and income, returns above the IA Mixed Investment 20-60% Shares Sector (although the investment constraints of this sector do not apply). By adopting an investment policy using a wide range of assets and actively avoiding areas which could be deemed overvalued, a key advantage to the portfolio is the low volatility of returns which are comparable to that of the IA Mixed Investment 20-60% Shares sector but without the constraints therein.

TARGET ALLOCATION

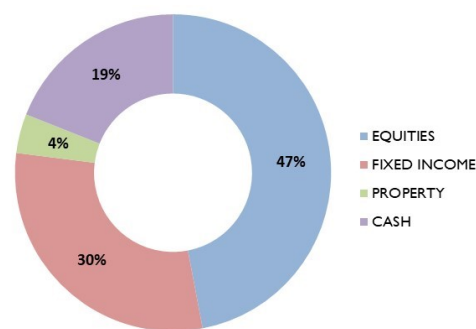
FUND ALLOCATION

IA SECTOR	FUND	%
MONEY MARKET	Cash Facility	7%
	Royal London Short Term Money Market	12%
UK GILTS	iShares UK Gilts All Stocks Index (UK)	2%
STERLING CORPORATE BOND	L&G Short Dated Sterling Corporate Bond Index	4%
	Rathbone Ethical Bond	2%
	Threadneedle Sterling Short Dated Corporate Bond	2%
	Vanguard UK Short-Term Investment Grade Bond Index	4%
STERLING STRATEGIC BOND	Artemis Strategic Bond	2%
	Baillie Gifford Strategic Bond	3%
	Insight Inflation Linked Corporate Bond	2%
	TwentyFour Dynamic Bond	1%
GLOBAL BONDS	Marlborough Global Bond	4%
	Vanguard US Government Bond Index Sterling Hedged	4%
PROPERTY	HSBC Global Property	3%
GLOBAL	Lazard Global Listed Infrastructure Equity	1%
IA 0-35% SHARES	Investec Diversified Income	4%
IA 20-60% SHARES	Investec Cautious Managed	3%
SPECIALIST	Investec Global Gold	1%
	JOHCM UK Opportunities	3%
UK ALL COMPANIES	JOHCM UK Dynamic	2%
	Polar Capital UK Value Opportunities	2%
	SVM UK Growth	1%
	Unicorn Outstanding British Companies	1%
UK EQUITY INCOME	Franklin UK Equity Income	2%
	Man GLG UK Income	3%
EUROPE EXCLUDING UK	Baillie Gifford European	1%
	HSBC European Index	2%
	LF Miton European Opportunities	1%
ASIA INC JAPAN	Baillie Gifford Developed Asia Pacific	2%
ASIA EXCLUDING JAPAN	Fidelity Asia	1%
	L&G Pacific Index Trust	1%
GLOBAL EMERGING MARKETS	BlackRock Emerging Markets	2%
	Fidelity Emerging Markets	1%
	L&G Global Emerging Markets Index	1%
GLOBAL	Baillie Gifford International	2%
	Fidelity Global Dividend	3%
	JOHCM Global Opportunities	3%
	Lazard Global Equity Franchise	3%
	Rathbone Global Opportunities	2%

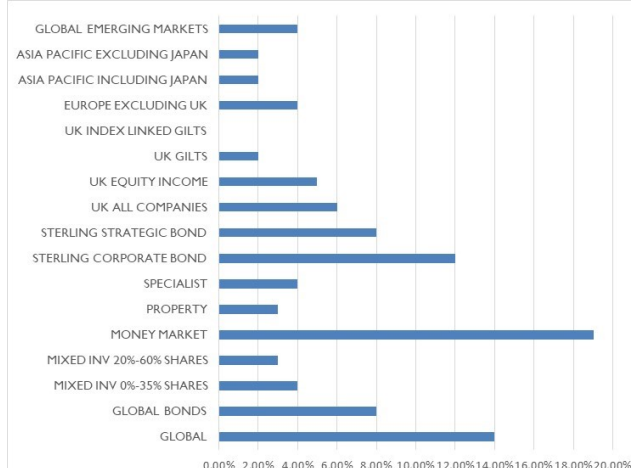
IMPORTANT INFORMATION

Launch Date	01 November 2018
Current Holdings	39
Passive Holdings	7 (18%)
Minimum Investment	£100
Investment Management Charge	0.20% + VAT (pa)
Underlying Fund OCF - Capped at 0.60%	0.48%
Transaction Cost	0.13%
Benchmark	IA Mixed Investment 20-60% Shares

ASSET ALLOCATION



SECTOR ALLOCATION



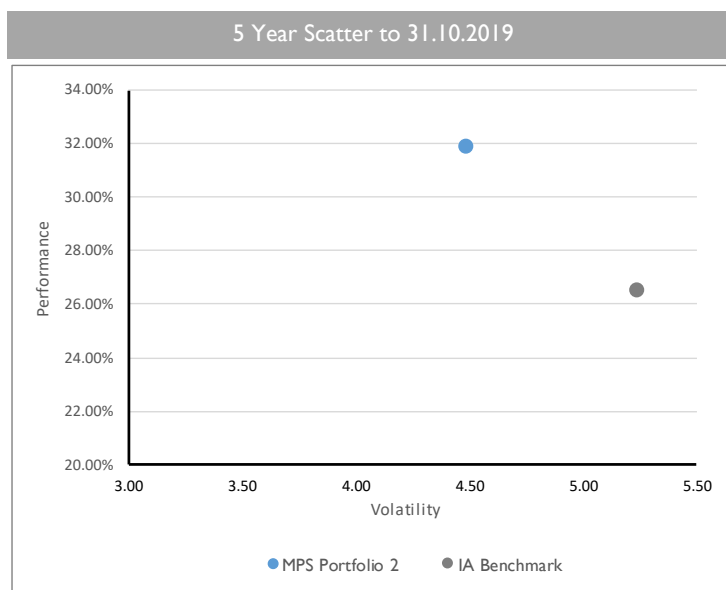
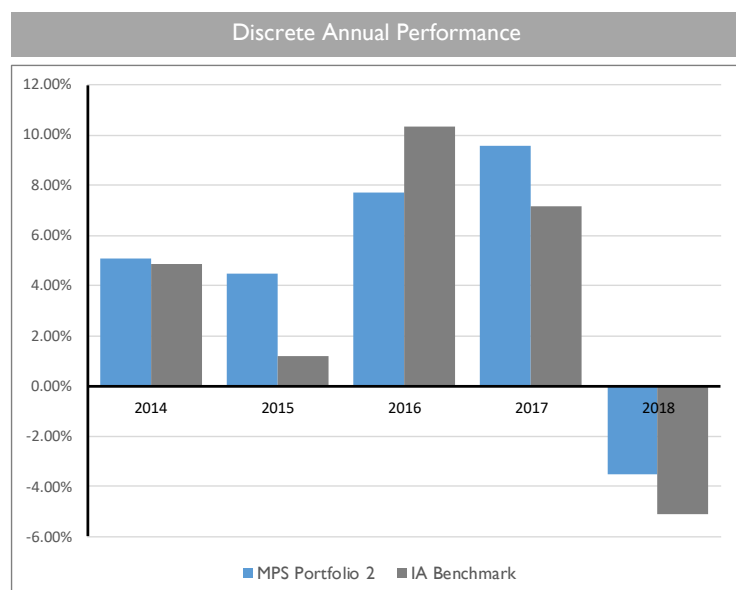
The underlying OCF is calculated using preferred share classes—these are subject to availability and may vary slightly between platforms. Further details available upon request.

The value of an investment and the income from it can fall as well as rise and investors may get back less than they invested. Risk factors should be taken into account and understood including (but not limited to) currency movements, market risk, liquidity risk, concentration risk, lack of certainty risk, inflation risk, performance risk, local market risk and credit risk. This communication does not purport to be all-inclusive or contain all of the information which a proposed investor may require in order to make a decision as to whether to invest in the Portfolio. Nothing in this document constitutes a recommendation suitable or appropriate to a recipient's individual circumstances or otherwise constitutes a personal recommendation. This document has been issued by IBOSS Asset Management Limited which is authorised and regulated by the Financial Conduct Authority. Financial Services Register Number 697866.

PORTFOLIO PERFORMANCE (to 31.10.2019)

	Performance (to 31.10.2019)					
	1 Year	2 Year	3 Year	5 Year	10 Year	Since Launch
MPS Portfolio 2	6.47%	5.95%	15.89%	31.91%	84.16%	117.66%
IA Benchmark	6.50%	4.49%	11.68%	26.54%	67.67%	96.16%

	Discrete Annual Performance				
	2014	2015	2016	2017	2018
MPS Portfolio 2	5.10%	4.49%	7.72%	9.56%	-3.51%
IA Benchmark	4.85%	1.22%	10.33%	7.16%	-5.10%



5 YEAR RATIO TABLE (to 31.10.2019)

	Portfolio	Benchmark
Alpha a measure of the fund's over- or under- performance by comparison to its benchmark	1.64	0.00
Beta a statistical estimate of the fund's volatility by comparison to that of its benchmark	0.83	1.00
Sharpe the higher the Sharpe Ratio the better the relationship between the fund's risk and its return	0.82	0.54
Downside Risk represents an estimate on the potential loss on any investment	4.63	5.47
Volatility how widely a range of returns varied from the fund's average return over a particular period	4.48	5.23
Max Loss represents the worst running return over the period	-5.37	-4.18
Max DD represents the worst possible return over the period	-5.37	-6.56
Downside Capture represents the manager's performance in down-markets	74.43	100.00

Since Launch: Launch of PMS Portfolio 01/11/2008

The Managed Portfolio Service (MPS) past performance figures include simulated past performance to 1st November 2018. Simulated figures are based on the actual performance figures of the Portfolio Management Service provided by IBOSS Limited. The simulated past performance is not a reliable indicator of future performance. The Managed Portfolio Service (MPS) performance is produced using the preferred share classes, this may differ from platform to platform.

The Managed Portfolio Service (MPS) is shown net of fund fees only, and does not incorporate platform costs, adviser's client fee, or DFM service charge.

The value of an investment and the income from it can fall as well as rise and investors may get back less than they invested. Risk factors should be taken into account and understood including (but not limited to) currency movements, market risk, liquidity risk, concentration risk, lack of certainty risk, inflation risk, performance risk, local market risk and credit risk. This communication does not purport to be all-inclusive or contain all of the information which a proposed investor may require in order to make a decision as to whether to invest in the Portfolio. Nothing in this document constitutes a recommendation suitable or appropriate to a recipient's individual circumstances or otherwise constitutes a personal recommendation. This document has been issued by IBOSS Asset Management Limited which is authorised and regulated by the Financial Conduct Authority. Financial Services Register Number 697866.

FUND DETAILS

KEY PEOPLE



Chris Metcalfe IMC

Fund Manager

Chris has earned a reputation for building and maintaining successful model portfolios and running a close team to ensure they maintain their professional high standards of delivering an exceptional service and well researched portfolios with a consistent good track record.



Chris Rush IMC

Co-Fund Manager

Chris provides critique through quantitative analysis, research and one to one manager meetings, leading to specific fund recommendations. His hands on experience and technical knowledge are intrinsic components to the decision making process.



Michael Heapy IMC

Investment Analyst

Michael assists with the analysis of the funds and the provision of relevant data and attending fund manager meetings/seminars. As well as gaining IMC, Michael has also passed his J10 exam, which awards him the Certificate in Discretionary Investment Management.



Rebecca Anscombe

Head of Systems

Rebecca creates, coordinates and implements the development of internal systems and processes within the Investment Team. Having passed R01 and R02, Rebecca is now studying towards the IMC.

PLATFORM AVAILABILITY



CONTACT INFORMATION

IBOSS Asset Management
 2 Sceptre House
 Hornbeam Square North
 Harrogate
 North Yorkshire
 HG2 8PB

Email: enquiries@ibossLtd.co.uk

Phone: 01423 878840

Business Development Team

Tracey Atkin: 07719 327524

Kevin Morrison: 07891 814345

Carl Rowbury: 07885 621226

Tanya Legge: 07902 307277

The value of an investment and the income from it can fall as well as rise and investors may get back less than they invested. Risk factors should be taken into account and understood including (but not limited to) currency movements, market risk, liquidity risk, concentration risk, lack of certainty risk, inflation risk, performance risk, local market risk and credit risk. This communication does not purport to be all-inclusive or contain all of the information which a proposed investor may require in order to make a decision as to whether to invest in the Portfolio. Nothing in this document constitutes a recommendation suitable or appropriate to a recipient's individual circumstances or otherwise constitutes a personal recommendation. This document has been issued by IBOSS Asset Management Limited which is authorised and regulated by the Financial Conduct Authority. Financial Services Register Number 697866.