

FUND DETAILS

IMPORTANT INFORMATION

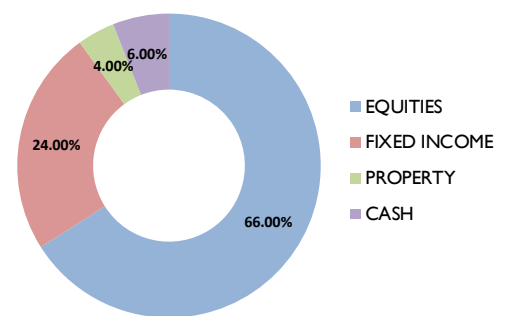
IBOSS Risk Level	5
Current Holdings	40
Passive Holdings	9 (23%)
Minimum Investment	£100
OCF (Capped at 1.00%)	0.96%
Transaction Cost	0.19%
Benchmark	50% IA 40%-85% Shares / 50% IA Flexible Investment

TARGET ALLOCATION

FUND ALLOCATION

IA SECTORS	FUND	%	
MONEY MARKET	Money Market / Cash Holdings	6.0%	
STERLING STRATEGIC BOND	Baillie Gifford Strategic Bond	2.0%	
	BNY Mellon Inflation Linked Corporate Bond	1.5%	
	TwentyFour Dynamic Bond	1.0%	
STERLING CORPORATE BOND	Rathbone Ethical Bond	1.5%	
	L&G Short Dated Sterling Corporate Bond Index	3.5%	
	Royal London Investment Grade Short Dated Credit	1.5%	
	TwentyFour Corporate Bond	3.0%	
	Vanguard UK Short-Term Investment Grade Bond Index	3.0%	
GLOBAL BONDS	Marlborough Global Bond	4.0%	
	Vanguard US Government Bond Index Sterling Hedged	2.5%	
UK GILTS	L&G All Stocks Gilt Index Trust	0.5%	
PROPERTY SHARES	BNY Mellon Global Infrastructure Income	0.5%	
	Lazard Global Listed Infrastructure Equity	1.5%	
	L&G Global Real Estate Dividend Index	2.0%	
IA 0-35% SHARES	Investec Diversified Income	3.0%	
IA 20-60% SHARES	Investec Cautious Managed	3.0%	
SPECIALIST	Investec Global Gold	1.0%	
COMMODITY & ENERGY	iShares Physical Gold ETC	2.0%	
GLOBAL	Baillie Gifford International	2.5%	
	JOHCM Global Opportunities	3.0%	
	Lazard Global Equity Franchise	3.0%	
	Rathbone Global Opportunities	3.0%	
	Fidelity Global Dividend	2.5%	
	UK ALL COMPANIES	JOHCM UK Dynamic	2.0%
	JOHCM UK Opportunities	2.5%	
Man GLG UK Income	3.0%		
EUROPE EXCLUDING UK	Polar Capital UK Value Opportunities	3.5%	
	SVM UK Growth	2.0%	
	Franklin UK Equity Income	3.0%	
	Unicorn Outstanding British Companies	2.0%	
	EUROPE EXCLUDING UK	Baillie Gifford European	1.5%
	HSBC European Index	3.5%	
	LF Miton European Opportunities	2.0%	
ASIA PACIFIC	Baillie Gifford Developed Asia Pacific	3.0%	
	Fidelity Asia	3.0%	
	L&G Pacific Index Trust	3.0%	
GLOBAL EMERGING MARKETS	L&G Global Emerging Markets Index	3.5%	
	BlackRock Emerging Markets	3.0%	
	Fidelity Emerging Markets	2.5%	

ASSET ALLOCATION



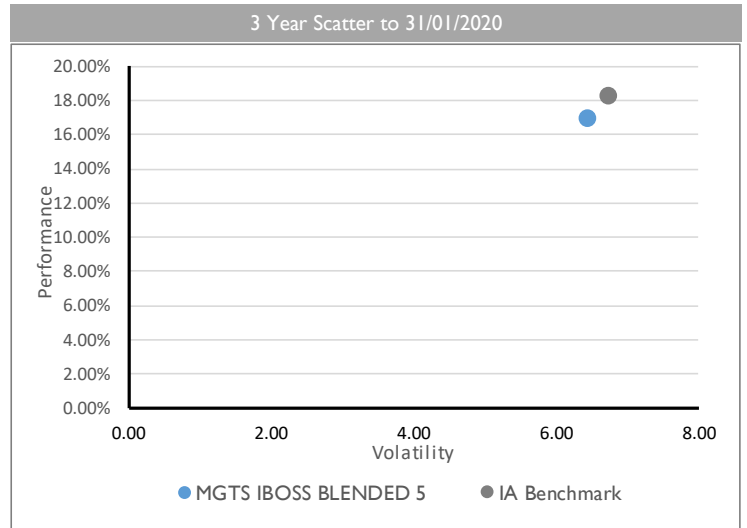
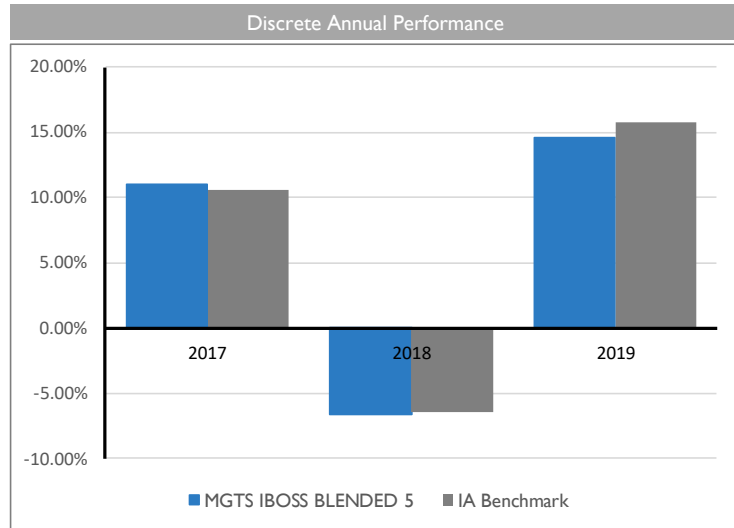
SECTOR ALLOCATION



The value of an investment and the income from it can fall as well as rise and investors may get back less than they invested. Risk factors should be taken into account and understood including (but not limited to) currency movements, market risk, liquidity risk, concentration risk, lack of certainty risk, inflation risk, performance risk, local market risk and credit risk. Investors should ensure that they have read and understood the Non UCITS Retail Scheme Key Investor Information Document and Supplementary Information Document, which contain important information. A copy of these documents will be available on the website or on request from Margetts Fund Management from launch. This communication does not purport to be all-inclusive or contain all of the information which a proposed investor may require in order to make a decision as to whether to invest in the Fund. Nothing in this document constitutes a recommendation suitable or appropriate to a recipient's individual circumstances or otherwise constitutes a personal recommendation. Care has been taken to ensure that the information is correct but IBOSS Asset Management neither warrants, represents nor guarantees the contents of the information, nor does it accept any responsibility for errors, inaccuracies, omissions or any inconsistencies herein. This document has been issued by IBOSS Asset Management Limited which is authorised and regulated by the Financial Conduct Authority. Financial Services Register Number 697866.

FUND PERFORMANCE (to 31/01/2020)

	Performance (to 31.01.2020)				Discrete Annual Performance		
	1 Year	2 Year	3 Year	Since Launch	2017	2018	2019
MGTS IBOSS BLENDED 5	11.59%	6.28%	17.01%	33.35%	11.06%	-6.57%	14.56%
IA Benchmark	11.47%	7.52%	18.36%	40.81%	10.59%	-6.41%	15.72%



3 YEAR RATIO TABLE (to 31/01/2020)

	Fund	Benchmark
Alpha a measure of the fund's over- or under- performance by comparison to its benchmark	0.40	0.00
Beta a statistical estimate of the fund's volatility by comparison to that of its benchmark	0.87	1.00
Sharpe the higher the Sharpe Ratio the better the relationship between the fund's risk and its return	0.53	0.56
Downside Risk represents an estimate on the potential loss on any investment	7.04	7.67
Volatility how widely a range of returns varied from the fund's average return over a particular period	6.45	6.73
Max Loss represents the worst running return over the period	-4.99	-5.05
Max DD represents the worst possible return over the period	-8.51	-9.18
Downside Capture represents the manager's performance in down-markets	91.12	100.00

ADDITIONAL INFORMATION

THIRD PARTY RISK PROFILES

N/A

DEPOSITARY

The MGTS IBOSS OEIC sub-fund assets are held by the depositary, Bank of New York Mellon Ltd, which is one of the biggest trustee / depositary and custodians in the world. The assets held by Bank of New York Mellon Ltd are ring fenced as a separate legal entity, with the exception of some cash which is held on deposit with the Bank of New York Mellon Ltd.

MGTS IBOSS Figures are calculated on a Total Return basis with all income reinvested, assuming income is taxed at basic rates of income tax. Past performance is no guarantee of future performance.

The value of an investment and the income from it can fall as well as rise and investors may get back less than they invested. Risk factors should be taken into account and understood including (but not limited to) currency movements, market risk, liquidity risk, concentration risk, lack of certainty risk, inflation risk, performance risk, local market risk and credit risk. Investors should ensure that they have read and understood the Non UCITS Retail Scheme Key Investor Information Document and Supplementary Information Document, which contain important information. A copy of these documents will be available on the website or on request from Margetts Fund Management from launch. This communication does not purport to be all-inclusive or contain all of the information which a proposed investor may require in order to make a decision as to whether to invest in the Fund. Nothing in this document constitutes a recommendation suitable or appropriate to a recipient's individual circumstances or otherwise constitutes a personal recommendation. Data is provided by FE Analytics. Care has been taken to ensure that the information is correct but FE neither warrants, represents nor guarantees the contents of the information, nor does it accept any responsibility for errors, inaccuracies, omissions or any inconsistencies herein. FE data should only be given to retail clients if the IFA firm has the relevant licence with FE. This document has been issued by IBOSS Asset Management Limited which is authorised and regulated by the Financial Conduct Authority. Financial Services Register Number 697866.

FUND DETAILS

KEY PEOPLE



Chris Metcalfe IMC

Fund Manager

Chris has earned a reputation for building and maintaining successful model portfolios and running a close team to ensure they maintain their professional high standards of delivering an exceptional service and well researched portfolios with a consistent good track record.



Chris Rush IMC

Co-Fund Manager

Chris provides critique through quantitative analysis, research and one to one manager meetings, leading to specific fund recommendations. His hands on experience and technical knowledge are intrinsic components to the decision making process.



Michael Heapy IMC

Investment Analyst

Michael assists with the analysis of the funds and the provision of relevant data and attending fund manager meetings/seminars. As well as gaining IMC, Michael has also passed his J10 exam, which awards him the Certificate in Discretionary Investment Management.



Rebecca Anscombe

Head of Systems

Rebecca creates, coordinates and implements the development of internal systems and processes within the Investment Team. Having passed R01 and R02, Rebecca is now studying towards the IMC .

PLATFORM AVAILABILITY



CONTACT INFORMATION

IBOSS Asset Management
 2 Sceptre House
 Hornbeam Square North
 Harrogate
 North Yorkshire
 HG2 8PB

Email: enquiries@ibossLtd.co.uk

Phone: 01423 878840

Business Development Team

Tracey Atkin: 07719 327524

Kevin Morrison: 07891 814345

Tanya Legge 07902 307277

The value of an investment and the income from it can fall as well as rise and investors may get back less than they invested. Risk factors should be taken into account and understood including (but not limited to) currency movements, market risk, liquidity risk, concentration risk, lack of certainty risk, inflation risk, performance risk, local market risk and credit risk. Investors should ensure that they have read and understood the Non UCITS Retail Scheme Key Investor Information Document and Supplementary Information Document, which contain important information. A copy of these documents will be available on the website or on request from Margetts Fund Management from launch. This communication does not purport to be all-inclusive or contain all of the information which a proposed investor may require in order to make a decision as to whether to invest in the Fund. Nothing in this document constitutes a recommendation suitable or appropriate to a recipient's individual circumstances or otherwise constitutes a personal recommendation. Care has been taken to ensure that the information is correct but IBOSS Asset Management neither warrants, represents nor guarantees the contents of the information, nor does it accept any responsibility for errors, inaccuracies, omissions or any inconsistencies herein. This document has been issued by IBOSS Asset Management Limited which is authorised and regulated by the Financial Conduct Authority. Financial Services Register Number 697866.