

FUND DETAILS

IMPORTANT INFORMATION

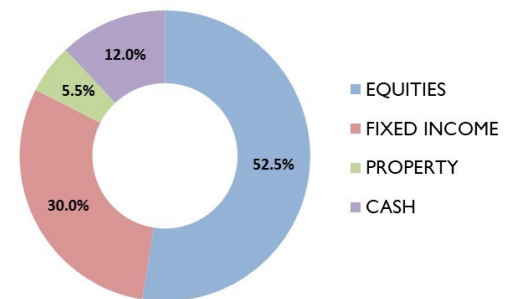
IBOSS Risk Level	3
Current Holdings	40
Passive Holdings	11 (28%)
Minimum Investment	£100
OCF (Ongoing Charges Figure)	0.91%
Transaction Cost	0.17%
Benchmark	50% IA 20%-60% Shares / 50% IA 40%-85% Shares

TARGET ALLOCATION

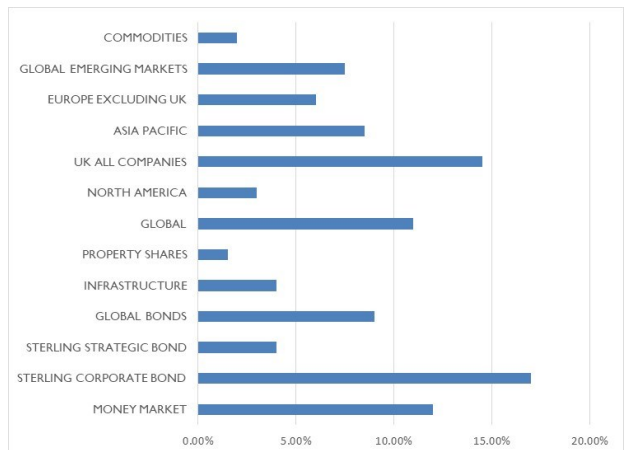
FUND ALLOCATION

IA SECTORS	FUND	%
MONEY MARKET	Money Market / Cash Holdings	12.0%
STERLING STRATEGIC BOND	Baillie Gifford Strategic Bond	4.0%
	Rathbone Ethical Bond	4.0%
STERLING CORPORATE BOND	L&G Short Dated Sterling Corporate Bond Index	5.0%
	TwentyFour Corporate Bond	4.0%
	Vanguard UK Short-Term Investment Grade Bond Index	4.0%
GLOBAL BONDS	Vanguard Global Bond Index Hedged	4.0%
	Vanguard Global Short-Term Bond Index Hedged	5.0%
INFRASTRUCTURE	Lazard Global Listed Infrastructure Equity	2.0%
	L&G Global Infrastructure Index	2.0%
PROPERTY	L&G Global Real Estate Dividend Index	1.5%
SPECIALIST	Ninety One Global Gold	1.0%
	JPM Natural Resources	1.0%
GLOBAL	Baillie Gifford International	2.0%
	Rathbone Global Opportunities	2.0%
	Schroder Global Recovery	2.0%
GLOBAL EQUITY INCOME	Fidelity Global Dividend	2.0%
	Guinness Global Equity Income	3.0%
NORTH AMERICA	L&G US Index Trust	1.0%
	M&G North American Value	2.0%
UK ALL COMPANIES	JOHCM UK Dynamic	1.0%
	Man GLG UK Income	2.0%
	Polar Capital UK Value Opportunities	2.0%
	Slater Growth	2.5%
	SVM UK Growth	2.0%
	Artemis UK Select	2.5%
	Franklin UK Equity Income	2.5%
EUROPE EXCLUDING UK	Baillie Gifford European	1.0%
	HSBC European Index	1.0%
	Janus Henderson European Focus	3.0%
	Premier Miton European Opportunities	1.0%
ASIA PACIFIC EXC JAPAN	Fidelity Asia	3.0%
	Fidelity Asia Pacific Opportunities	0.5%
	L&G Pacific Index Trust	2.5%
JAPAN	iShares Japan Equity Index (UK)	1.0%
	JPM Japan	1.5%
GLOBAL EMERGING MARKETS	L&G Global Emerging Markets Index	2.0%
	BlackRock Emerging Markets	1.5%
	Stewart Investors Global Emerging Markets Leaders	2.5%
	Baillie Gifford Emerging Markets Growth	1.5%

ASSET ALLOCATION



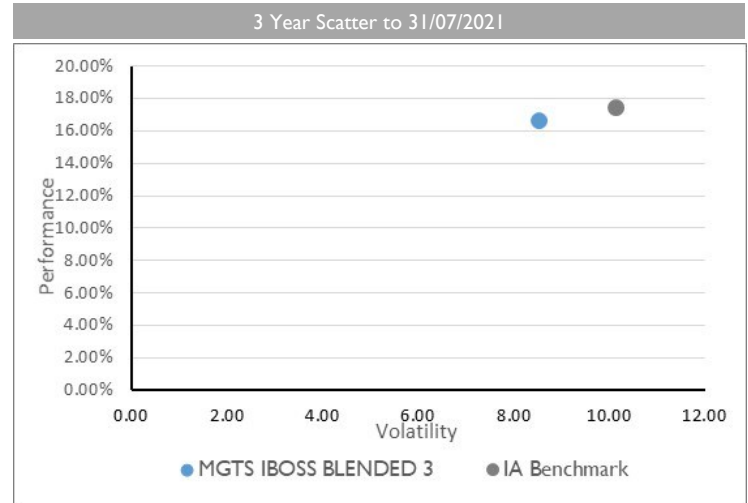
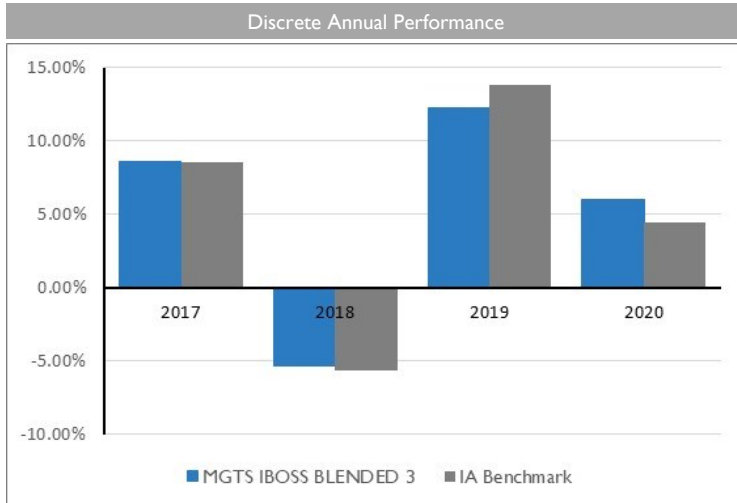
SECTOR ALLOCATION



The value of an investment and the income from it can fall as well as rise and investors may get back less than they invested. Risk factors should be taken into account and understood including (but not limited to) currency movements, market risk, liquidity risk, concentration risk, lack of certainty risk, inflation risk, performance risk, local market risk and credit risk. Investors should ensure that they have read and understood the Non UCITS Retail Scheme Key Investor Information Document and Supplementary Information Document, which contain important information. A copy of these documents will be available on the website or on request from Margetts Fund Management from launch. This communication does not purport to be all-inclusive or contain all of the information which a proposed investor may require in order to make a decision as to whether to invest in the Fund. Nothing in this document constitutes a recommendation suitable or appropriate to a recipient's individual circumstances or otherwise constitutes a personal recommendation. Care has been taken to ensure that the information is correct but IBOSS Asset Management neither warrants, represents nor guarantees the contents of the information, nor does it accept any responsibility for errors, inaccuracies, omissions or any inconsistencies herein. This document has been issued by IBOSS Asset Management Limited which is authorised and regulated by the Financial Conduct Authority. Financial Services Register Number 697866.

FUND PERFORMANCE (to 31/07/2021)

	Performance (to 31/07/2021)				Discrete Annual Performance			
	1 Year	2 Year	3 Year	Since Launch	2017	2018	2019	2020
MGTS IBOSS BLENDED 3	12.74%	11.95%	16.57%	41.61%	8.62%	-5.29%	12.28%	6.00%
IA Benchmark	15.38%	12.35%	17.38%	48.76%	8.56%	-5.60%	13.80%	4.42%



3 YEAR RATIO TABLE (to 31/07/2021)

	Fund	Benchmark
<b>Alpha</b> a measure of the fund's over- or under- performance by comparison to its benchmark	0.61	0.00
<b>Beta</b> a statistical estimate of the fund's volatility by comparison to that of its benchmark	0.83	1.00
<b>Sharpe</b> the higher the Sharpe Ratio the better the relationship between the fund's risk and its return	0.38	0.34
<b>Downside Risk</b> represents an estimate on the potential loss on any investment	9.47	11.55
<b>Volatility</b> how widely a range of returns varied from the fund's average return over a particular period	8.56	10.16
<b>Max Loss</b> represents the worst running return over the period	-11.62	-14.15
<b>Max DD</b> represents the worst possible return over the period	-11.62	-14.15
<b>Downside Capture</b> represents the manager's performance in down-markets	86.84	100.00

ADDITIONAL INFORMATION

THIRD PARTY RISK PROFILES

N/A

DEPOSITARY

The MGTS IBOSS OEIC sub-fund assets are held by the depositary, Bank of New York Mellon Ltd, which is one of the biggest trustee / depositary and custodians in the world. The assets held by Bank of New York Mellon Ltd are ring fenced as a separate legal entity, with the exception of some cash which is held on deposit with the Bank of New York Mellon Ltd.

MGTS IBOSS Figures are calculated on a Total Return basis with all income reinvested, assuming income is taxed at basic rates of income tax. Past performance is no guarantee of future performance.

The value of an investment and the income from it can fall as well as rise and investors may get back less than they invested. Risk factors should be taken into account and understood including (but not limited to) currency movements, market risk, liquidity risk, concentration risk, lack of certainty risk, inflation risk, performance risk, local market risk and credit risk. Investors should ensure that they have read and understood the Non UCITS Retail Scheme Key Investor Information Document and Supplementary Information Document, which contain important information. A copy of these documents will be available on the website or on request from Margetts Fund Management from launch. This communication does not purport to be all-inclusive or contain all of the information which a proposed investor may require in order to make a decision as to whether to invest in the Fund. Nothing in this document constitutes a recommendation suitable or appropriate to a recipient's individual circumstances or otherwise constitutes a personal recommendation. Data is provided by FE Analytics. Care has been taken to ensure that the information is correct but FE neither warrants, represents nor guarantees the contents of the information, nor does it accept any responsibility for errors, inaccuracies, omissions or any inconsistencies herein. FE data should only be given to retail clients if the IFA firm has the relevant licence with FE. This document has been issued by IBOSS Asset Management Limited which is authorised and regulated by the Financial Conduct Authority. Financial Services Register Number 697866.

FUND DETAILS

KEY PEOPLE



**Chris Metcalfe IMC**

**Fund Manager**

Chris has earned a reputation for building and maintaining successful model portfolios and running a close team to ensure they maintain their professional high standards of delivering an exceptional service and well researched portfolios with a consistent good track record.



**Chris Rush IMC**

**Co-Fund Manager**

Chris provides critique through quantitative analysis, research and one to one manager meetings, leading to specific fund recommendations. His hands on experience and technical knowledge are intrinsic components to the decision making process.



**Michael Heapy IMC**

**Investment Analyst**

Michael assists with the analysis of the funds and the provision of relevant data and attending fund manager meetings/seminars. As well as gaining IMC, Michael has also passed his J10 exam, which awards him the Certificate in Discretionary Investment Management.



**Rebecca Anscombe**

**Head of Systems**

Rebecca creates, coordinates and implements the development of internal systems and processes within the Investment Team. Having passed R01 and R02, Rebecca is now studying towards the IMC .

PLATFORM AVAILABILITY



THIRD PARTY RATINGS



CONTACT INFORMATION

IBOSS Asset Management  
 2 Sceptre House  
 Hornbeam Square North  
 Harrogate  
 North Yorkshire  
 HG2 8PB

**Business Development Team**  
**Tracey Atkin:** 07719 327524  
**Kevin Morrison:** 07891 814345  
**Tanya Strand:** 07902 307277

**Email:** enquiries@ibossLtd.co.uk

**Phone:** 01423 878840

The value of an investment and the income from it can fall as well as rise and investors may get back less than they invested. Risk factors should be taken into account and understood including (but not limited to) currency movements, market risk, liquidity risk, concentration risk, lack of certainty risk, inflation risk, performance risk, local market risk and credit risk. Investors should ensure that they have read and understood the Non UCITS Retail Scheme Key Investor Information Document and Supplementary Information Document, which contain important information. A copy of these documents will be available on the website or on request from Margetts Fund Management from launch. This communication does not purport to be all-inclusive or contain all of the information which a proposed investor may require in order to make a decision as to whether to invest in the Fund. Nothing in this document constitutes a recommendation suitable or appropriate to a recipient's individual circumstances or otherwise constitutes a personal recommendation. Care has been taken to ensure that the information is correct but IBOSS Asset Management neither warrants, represents nor guarantees the contents of the information, nor does it accept any responsibility for errors, inaccuracies, omissions or any inconsistencies herein. This document has been issued by IBOSS Asset Management Limited which is authorised and regulated by the Financial Conduct Authority. Financial Services Register Number 697866.