

**PORTFOLIO DETAILS**
**PORTFOLIO OBJECTIVE**

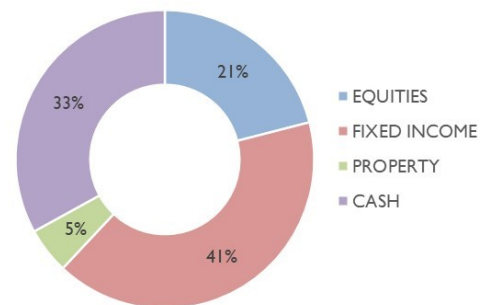
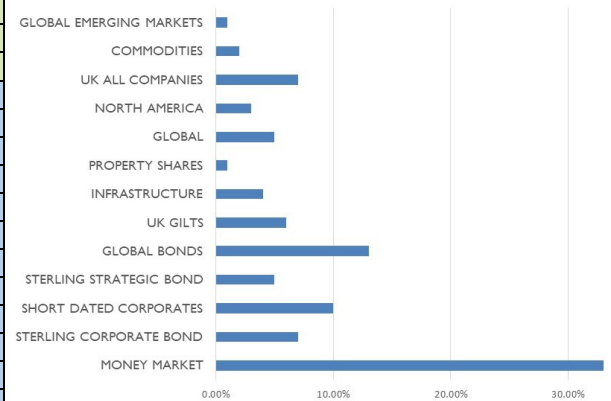
The objective of the portfolio is to seek, through a combination of capital growth and income, returns above the benchmark. By adopting an investment policy using a wide range of assets and actively avoiding areas which could be deemed overvalued, a significant strength of the portfolio is the range of opportunities in which it can invest. The portfolio aims to select from a number of collective investment schemes offering capital growth with volatility comparable to the benchmark.

**IMPORTANT INFORMATION**

Launch Date	01 November 2018
Current Holdings	37
Minimum Investment	£100
Investment Management Charge	0.20%
Underlying Portfolio Charges - Capped at 0.58%	0.31%
Transaction Cost	0.08%
Benchmark	30% Money Market / 70% IA Mixed Investment 0%-35% Shares

**TARGET ALLOCATION**
**FUND ALLOCATION**

IA SECTOR	FUND	%
MONEY MARKET	Cash Facility	10%
	ASI Sterling Money Market	8%
	L&G Cash Trust	7%
	Royal London Short Term Money Market	8%
UK GILTS	iShares UK Gilts All Stocks Index (UK)	4%
	L&G All Stocks Index Linked Gilt Index Trust	2%
STERLING CORPORATE BOND	L&G Short Dated Sterling Corporate Bond Index	5%
	TwentyFour Corporate Bond	4%
	Rathbone Ethical Bond	3%
	Vanguard UK Short-Term Investment Grade Bond Index	5%
STERLING STRATEGIC BOND	Baillie Gifford Strategic Bond	3%
	Janus Henderson Strategic Bond	2%
GLOBAL BONDS	Marlborough Global Bond	4%
	Vanguard Global Short-Term Bond Index Hedged	5%
	Vanguard Global Bond Index Hedged	4%
INFRASTRUCTURE	Lazard Global Listed Infrastructure Equity	2%
	L&G Global Infrastructure Index	2%
PROPERTY	L&G Global Real Estate Dividend Index	1%
COMMODITIES	Ninety One Global Gold	1%
	JPM Natural Resources	1%
UK ALL COMPANIES	Artemis UK Select	1%
	Janus Henderson UK Responsible Income	1%
	Polar Capital UK Value Opportunities	1%
	Slater Growth	2%
	SVM UK Growth	1%
	Man GLG UK Income	1%
NORTH AMERICA	L&G US Index Trust	2%
	M&G North American Value	1%
EUROPE EXC UK	Janus Henderson European Focus	1%
ASIA PACIFIC EXC JAPAN	Fidelity Asia	1%
JAPAN	iShares Japan Equity Index (UK)	1%
GLOBAL EMERGING MARKETS	Stewart Investors Global Emerging Markets Leaders	1%
GLOBAL	Baillie Gifford International	1%
	Fidelity Global Dividend	1%
	Schroder Global Recovery	1%
	Rathbone Global Opportunities	1%
GLOBAL EQUITY INCOME	Guinness Global Equity Income	1%

**ASSET ALLOCATION**

**SECTOR ALLOCATION**


The underlying portfolio charge is calculated using preferred share classes—these are subject to availability and may vary slightly between platforms. Cost caps are subject to the availability of the preferred share classes—further details are available upon request.

The value of investments may go up and down, and you may get back less than you invested originally.

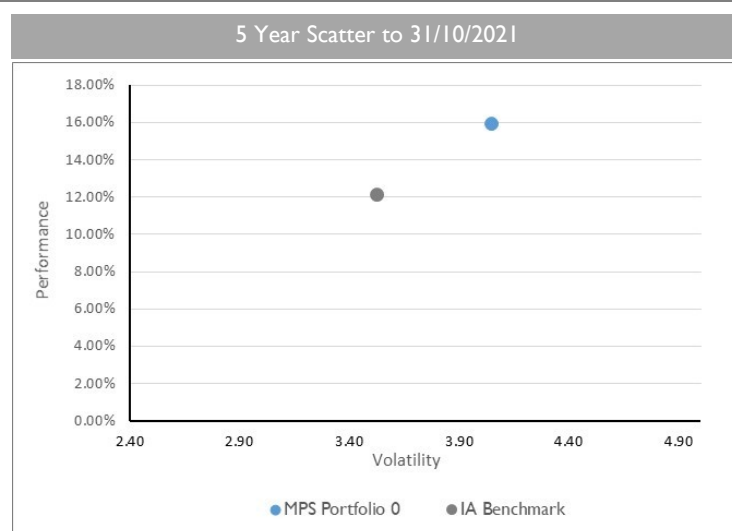
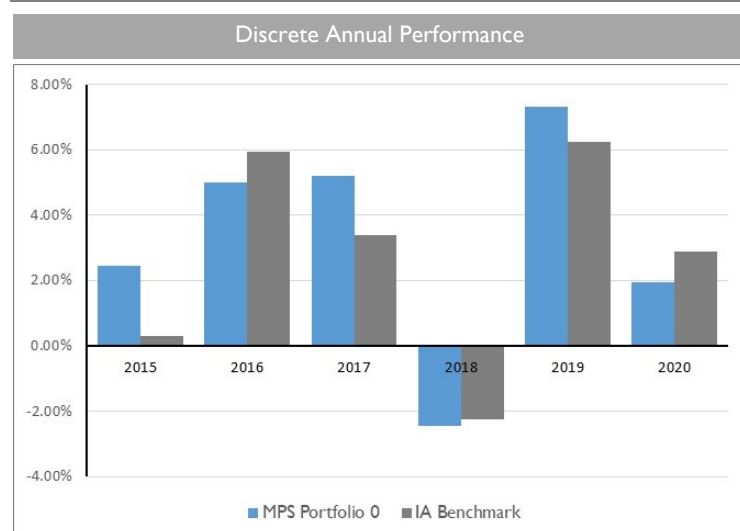
Risk factors should be taken into account and understood, including (but not limited to) currency movements, market risk, liquidity risk, concentration risk, lack of certainty risk, inflation risk, performance risk, local market risk and credit risk. This communication does not purport to be all-inclusive or contain all of the information that a proposed investor may require to decide whether to invest in the Portfolio. Nothing in this document constitutes a recommendation suitable or appropriate to a recipient's individual circumstances or otherwise constitutes a personal recommendation.

This document has been issued by IBOSS Asset Management Limited, which is authorised and regulated by the Financial Conduct Authority. Financial Services Register Number 697866.

**PORTFOLIO PERFORMANCE (to 31/10/2021)**

	Performance (to 31/10/2021)					
	1 Year	2 Year	3 Year	5 Year	10 Year	Since Launch
MPS Portfolio 0	6.50%	5.67%	10.18%	15.90%	46.58%	84.40%
IA Benchmark	4.90%	5.34%	9.85%	12.12%	34.66%	64.24%

	Discrete Annual Performance					
	2015	2016	2017	2018	2019	2020
MPS Portfolio 0	2.46%	5.01%	5.22%	-2.46%	7.30%	1.94%
IA Benchmark	0.31%	5.95%	3.40%	-2.23%	6.23%	2.87%


**5 YEAR RATIO TABLE (to 31/10/2021)**

	Portfolio	Benchmark
<b>Alpha</b> a measure of the fund's over- or under- performance by comparison to its benchmark	0.39	0.00
<b>Beta</b> a statistical estimate of the fund's volatility by comparison to that of its benchmark	1.13	1.00
<b>Sharpe</b> the higher the Sharpe Ratio the better the relationship between the fund's risk and its return	0.25	0.09
<b>Downside Risk</b> represents an estimate on the potential loss on any investment	4.80	4.18
<b>Volatility</b> how widely a range of returns varied from the fund's average return over a particular period	4.05	3.53
<b>Max Loss</b> represents the worst running return over the period	-6.91	-6.00
<b>Max DD</b> represents the worst possible return over the period	-6.91	-6.00
<b>Downside Capture</b> represents the manager's performance in down-markets	111.83	100.00

**ADDITIONAL INFORMATION**
**THIRD PARTY RISK PROFILES**


Since Launch: Launch of PMS Portfolio 01/11/2008. The Managed Portfolio Service (MPS) past performance figures include simulated past performance to 1st November 2018. Simulated figures are based on the actual performance figures of the Portfolio Management Service provided by IBOSS Limited. Past performance and the simulated past performance is not a reliable indicator of future performance. The Managed Portfolio Service (MPS) performance is produced using the preferred share classes, this may differ from platform to platform. The Managed Portfolio Service (MPS) is shown net of fund fees only, and does not incorporate platform costs, adviser's client fee, or DFM service charge. Data is provided by FE Analytics. Care has been taken to ensure that the information is correct, but FE neither warrants, represents, nor guarantees the contents of the information, nor does it accept any responsibility for errors, inaccuracies, omissions or any inconsistencies herein. FE data should only be given to retail clients if the IFA firm has the relevant licence with FE.

The value of investments may go up and down, and you may get back less than you invested originally.

Risk factors should be taken into account and understood, including (but not limited to) currency movements, market risk, liquidity risk, concentration risk, lack of certainty risk, inflation risk, performance risk, local market risk and credit risk. This communication does not purport to be all-inclusive or contain all of the information that a proposed investor may require to decide whether to invest in the Portfolio. Nothing in this document constitutes a recommendation suitable or appropriate to a recipient's individual circumstances or otherwise constitutes a personal recommendation. This document has been issued by IBOSS Asset Management Limited, which is authorised and regulated by the Financial Conduct Authority. Financial Services Register Number 697866.

## FUND DETAILS

### KEY PEOPLE



#### Chris Metcalfe IMC

##### Fund Manager

Chris has earned a reputation for building and maintaining successful model portfolios and running a close team to ensure they maintain their professional high standards of delivering an exceptional service and well researched portfolios with a consistent good track record.



#### Chris Rush IMC

##### Co-Fund Manager

Chris provides critique through quantitative analysis, research and one to one manager meetings, leading to specific fund recommendations. His hands on experience and technical knowledge are intrinsic components to the decision making process.



#### Michael Heapy IMC

##### Investment Analyst

Michael assists with the analysis of the funds and the provision of relevant data and attending fund manager meetings/seminars. As well as gaining IMC, Michael has also passed his J10 exam, which awards him the Certificate in Discretionary Investment Management.



#### Rebecca Anscombe


##### Head of Systems

Rebecca creates, coordinates and implements the development of internal systems and processes within the Investment Team. Having passed R01 and R02, Rebecca is now studying towards the IMC.

### PLATFORM AVAILABILITY



### THIRD PARTY RATINGS



### CONTACT INFORMATION

IBOSS Asset Management  
 2 Sceptre House  
 Hornbeam Square North  
 Harrogate  
 North Yorkshire  
 HG2 8PB

#### Business Development Team

**Tracey Atkin:** 07719 327524  
**Kevin Morrison:** 07891 814345  
**Tanya Strand:** 07902 307277

**Email:** [enquiries@ibossLtd.co.uk](mailto:enquiries@ibossLtd.co.uk)

**Phone:** 01423 878840

The value of investments may go up and down, and you may get back less than you invested originally. Risk factors should be taken into account and understood, including (but not limited to) currency movements, market risk, liquidity risk, concentration risk, lack of certainty risk, inflation risk, performance risk, local market risk and credit risk. This communication does not purport to be all-inclusive or contain all of the information that a proposed investor may require to decide whether to invest in the Portfolio. Nothing in this document constitutes a recommendation suitable or appropriate to a recipient's individual circumstances or otherwise constitutes a personal recommendation. This document has been issued by IBOSS Asset Management Limited, which is authorised and regulated by the Financial Conduct Authority. Financial Services Register Number 697866.