

PORTFOLIO DETAILS

PORTFOLIO OBJECTIVE

The objective of the portfolio is to seek, through a combination of capital growth and income, returns above the IA Flexible Investment Sector (although the investment constraints of this sector do not apply). By adopting an investment policy using a wide range of assets and actively avoiding areas which could be deemed overvalued, a significant strength of the portfolio is the range of opportunities in which it can invest. The portfolio aims to provide equity like returns but with risk characteristics in line with the IBOSS philosophy. Namely, strong risk adjusted returns for a given level of risk. This means that the portfolio remains a multi asset with a flexible, albeit limited, allocation to both property and bonds.

IMPORTANT INFORMATION

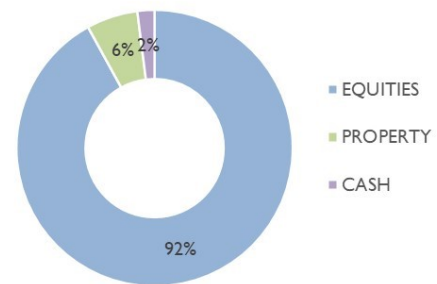
Launch Date	01 November 2018
Current Holdings	36
Minimum Investment	£100
Investment Management Charge	0.20%
Underlying Portfolio Charges	0.70%
Transaction Cost	0.16%
Benchmark	IA Flexible Investment

TARGET ALLOCATION

FUND ALLOCATION

IA SECTOR	FUND	%
MONEY MARKET	Cash Facility	2%
INFRASTRUCTURE	Lazard Global Listed Infrastructure Equity	2%
	L&G Global Infrastructure Index	2%
PROPERTY	L&G Global Real Estate Dividend Index	2%
COMMODITIES	Ninety One Global Gold	2%
	JPM Natural Resources	2%
UK ALL COMPANIES	Polar Capital UK Value Opportunities	4%
	Slater Growth	4%
	SVM UK Growth	4%
	Janus Henderson UK Responsible Income	3%
	Artemis UK Select	4%
UK EQUITY INCOME	Man GLG UK Income	4%
EUROPE EXCLUDING UK	Baillie Gifford European	2%
	Janus Henderson European Focus	3%
	Premier Miton European Opportunities	3%
	Marlborough European Multi-Cap	2%
ASIA PACIFIC EX JAPAN	Fidelity Asia	3%
	Fidelity Asia Pacific Opportunities	4%
	L&G Pacific Index Trust	3%
JAPAN	iShares Japan Equity Index (UK)	2%
	JPM Japan	2%
GLOBAL EMERGING MARKETS	BlackRock Emerging Markets	3%
	Baillie Gifford Emerging Markets Growth	3%
	L&G Global Emerging Markets Index	4%
SPECIALIST	Stewart Investors Global Emerging Markets Leaders	4%
	Liontrust Latin America	2%
	First Sentier Greater China Growth	2%
	Stewart Investors Indian Subcontinent Sustainability	2%
NORTH AMERICA	L&G US Index Trust	3%
	M&G North American Value	3%
GLOBAL	Baillie Gifford International	2%
	Fidelity Global Dividend	3%
	Schroder Global Recovery	2%
	Rathbone Global Opportunities	3%
	Vanguard Global Small-Cap Index	3%
	Guinness Global Equity Income	2%

ASSET ALLOCATION



SECTOR ALLOCATION



The underlying portfolio charge is calculated using preferred share classes—these are subject to availability and may vary slightly between platforms. Cost caps are subject to the availability of the preferred share classes—further details are available upon request.

The value of investments may go up and down, and you may get back less than you invested originally.

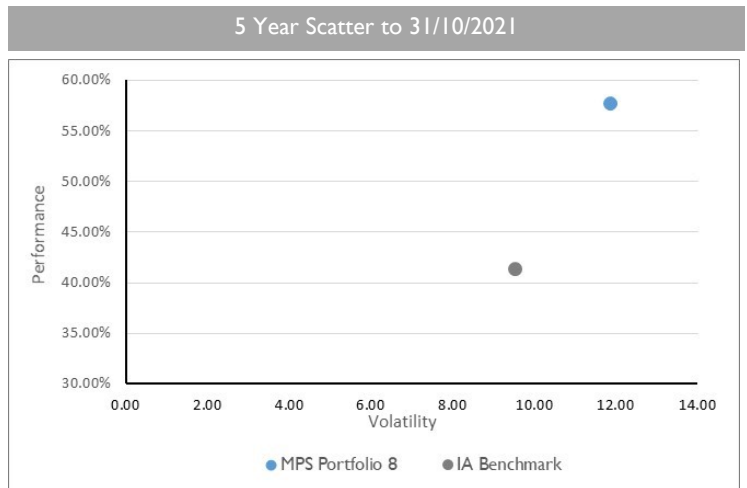
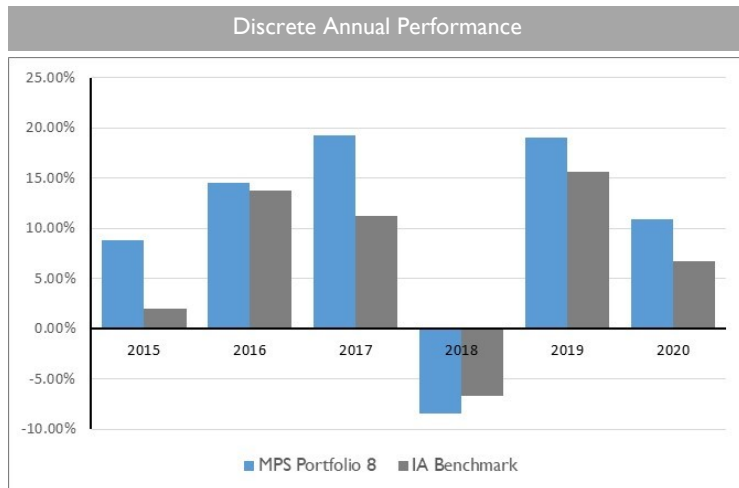
Risk factors should be taken into account and understood, including (but not limited to) currency movements, market risk, liquidity risk, concentration risk, lack of certainty risk, inflation risk, performance risk, local market risk and credit risk. This communication does not purport to be all-inclusive or contain all of the information that a proposed investor may require to decide whether to invest in the Portfolio. Nothing in this document constitutes a recommendation suitable or appropriate to a recipient's individual circumstances or otherwise constitutes a personal recommendation.

This document has been issued by IBOSS Asset Management Limited, which is authorised and regulated by the Financial Conduct Authority. Financial Services Register Number 697866.

PORTFOLIO PERFORMANCE (to 31/10/2021)

	Performance (to 31/10/2021)					
	1 Year	2 Year	3 Year	5 Year	10 Year	Since Launch
MPS Portfolio 8	24.10%	27.04%	40.00%	57.57%	175.79%	354.62%
IA Benchmark	20.79%	21.56%	30.85%	41.30%	109.82%	195.18%

	Discrete Annual Performance					
	2015	2016	2017	2018	2019	2020
MPS Portfolio 8	8.79%	14.49%	19.31%	-8.46%	19.09%	10.95%
IA Benchmark	1.99%	13.82%	11.21%	-6.72%	15.66%	6.70%



5 YEAR RATIO TABLE (to 31/10/2021)

	Portfolio	Benchmark
Alpha a measure of the fund's over- or under- performance by comparison to its benchmark	0.76	0.00
Beta a statistical estimate of the fund's volatility by comparison to that of its benchmark	1.23	1.00
Sharpe the higher the Sharpe Ratio the better the relationship between the fund's risk and its return	0.63	0.54
Downside Risk represents an estimate on the potential loss on any investment	13.01	10.67
Volatility how widely a range of returns varied from the fund's average return over a particular period	11.88	9.55
Max Loss represents the worst running return over the period	-19.42	-15.53
Max DD represents the worst possible return over the period	-19.42	-15.53
Downside Capture represents the manager's performance in down-markets	113.95	100.00

ADDITIONAL INFORMATION

THIRD PARTY RISK PROFILES



Since Launch: Launch of PMS Portfolio 01/11/2008. The Managed Portfolio Service (MPS) past performance figures include simulated past performance to 1st November 2018. Simulated figures are based on the actual performance figures of the Portfolio Management Service provided by IBOSS Limited. Past performance and the simulated past performance is not a reliable indicator of future performance. The Managed Portfolio Service (MPS) performance is produced using the preferred share classes, this may differ from platform to platform. The Managed Portfolio Service (MPS) is shown net of fund fees only, and does not incorporate platform costs, adviser's client fee, or DFM service charge. Data is provided by FE Analytics. Care has been taken to ensure that the information is correct, but FE neither warrants, represents, nor guarantees the contents of the information, nor does it accept any responsibility for errors, inaccuracies, omissions or any inconsistencies herein. FE data should only be given to retail clients if the IFA firm has the relevant licence with FE.

The value of investments may go up and down, and you may get back less than you invested originally. Risk factors should be taken into account and understood, including (but not limited to) currency movements, market risk, liquidity risk, concentration risk, lack of certainty risk, inflation risk, performance risk, local market risk and credit risk. This communication does not purport to be all-inclusive or contain all of the information that a proposed investor may require to decide whether to invest in the Portfolio. Nothing in this document constitutes a recommendation suitable or appropriate to a recipient's individual circumstances or otherwise constitutes a personal recommendation. This document has been issued by IBOSS Asset Management Limited, which is authorised and regulated by the Financial Conduct Authority. Financial Services Register Number 697866.

FUND DETAILS

KEY PEOPLE



Chris Metcalfe IMC

Fund Manager

Chris has earned a reputation for building and maintaining successful model portfolios and running a close team to ensure they maintain their professional high standards of delivering an exceptional service and well researched portfolios with a consistent good track record.



Chris Rush IMC

Co-Fund Manager

Chris provides critique through quantitative analysis, research and one to one manager meetings, leading to specific fund recommendations. His hands on experience and technical knowledge are intrinsic components to the decision making process.



Michael Heapy IMC

Investment Analyst

Michael assists with the analysis of the funds and the provision of relevant data and attending fund manager meetings/seminars. As well as gaining IMC, Michael has also passed his J10 exam, which awards him the Certificate in Discretionary Investment Management.



Rebecca Anscombe


Head of Systems

Rebecca creates, coordinates and implements the development of internal systems and processes within the Investment Team. Having passed R01 and R02, Rebecca is now studying towards the IMC .

PLATFORM AVAILABILITY



THIRD PARTY RATINGS



CONTACT INFORMATION

IBOSS Asset Management
 2 Sceptre House
 Hornbeam Square North
 Harrogate
 North Yorkshire
 HG2 8PB

Business Development Team

Tracey Atkin: 07719 327524
Kevin Morrison: 07891 814345
Tanya Strand: 07902 307277

Email: enquiries@ibossLtd.co.uk

Phone: 01423 878840

The value of investments may go up and down, and you may get back less than you invested originally. Risk factors should be taken into account and understood, including (but not limited to) currency movements, market risk, liquidity risk, concentration risk, lack of certainty risk, inflation risk, performance risk, local market risk and credit risk. This communication does not purport to be all-inclusive or contain all of the information that a proposed investor may require to decide whether to invest in the Portfolio. Nothing in this document constitutes a recommendation suitable or appropriate to a recipient's individual circumstances or otherwise constitutes a personal recommendation. This document has been issued by IBOSS Asset Management Limited, which is authorised and regulated by the Financial Conduct Authority. Financial Services Register Number 697866.