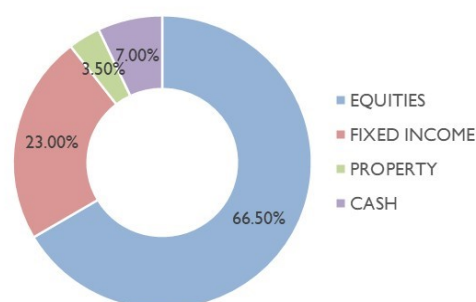
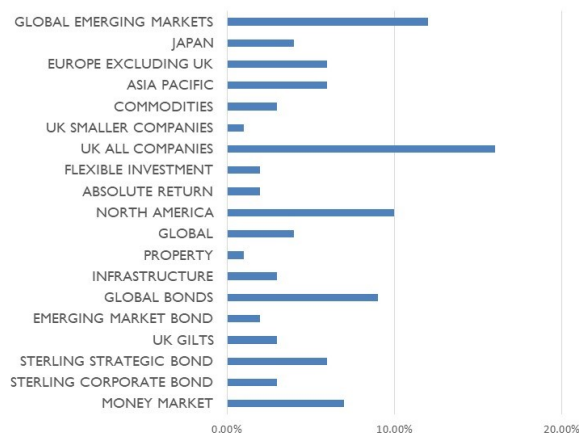


FUND DETAILS
IMPORTANT INFORMATION

IBOSS Risk Level	5
Current Holdings	43
Passive Holdings	9 (28.5%)
Minimum Investment	£100
OCF (Capped at 1.00%)	1.00%
Transaction Cost	0.17%
Benchmark	50% IA 40%-85% Shares / 50% IA Flexible Investment

TARGET ALLOCATION
FUND ALLOCATION

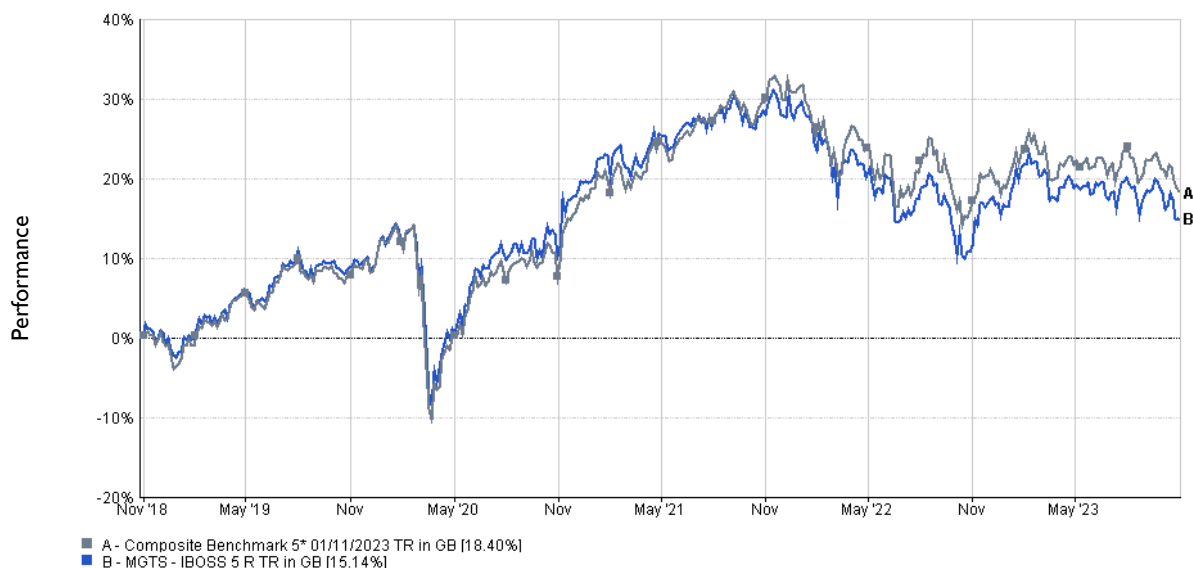
IA SECTOR	FUND	%
MONEY MARKET	Money Market / Cash Holdings	7.00%
STERLING CORPORATE BOND	Rathbone Ethical Bond	2.50%
STERLING STRATEGIC BOND	L&G Strategic Bond	2.00%
	M&G Optimal Income	2.50%
	JPM Global Bond Opportunities	2.00%
UK GILTS	Royal London UK Government Bond	2.00%
GLOBAL GOV BONDS	Royal London International Government Bond	3.00%
GLOBAL EM BONDS	M&G Emerging Markets Bond	2.50%
GLOBAL BONDS	Vanguard Global Bond Index Institutional Plus Hedged	4.00%
USD GOV BOND	Vanguard US Government Bond Index Institutional Plus	2.50%
INFRASTRUCTURE	M&G Global Listed Infrastructure	1.50%
	Lazard Global Listed Infrastructure Equity	1.00%
PROPERTY	L&G Global Real Estate Dividend Index	1.00%
MIXED INVESTMENT 0-35% SHARES	Ninety One Diversified Income	0.50%
FLEXIBLE INVESTMENT	Trojan Ethical	1.50%
SPECIALIST	Ninety One Global Gold	1.50%
	JPM Natural Resources	1.50%
ABSOLUTE RETURN	WS Ruffer Diversified Return	2.00%
UK ALL COMPANIES	Polar Capital UK Value Opportunities	2.00%
	Slater Growth	1.50%
	L&G UK 100 Index Trust	4.00%
	Artemis UK Select	3.00%
UK SMALLER COMPANIES	Fidelity UK Smaller Companies	1.00%
UK EQUITY INCOME	Man GLG Income	2.00%
	WS Gresham House UK Multi Cap Income	2.00%
	BNY Mellon UK Income	2.00%
EUROPE EXCLUDING UK	Comgest Growth Europe ex UK	3.00%
	HSBC European Index	3.50%
ASIA PACIFIC EX JAPAN	Fidelity Asia Pacific Opportunities	3.50%
	L&G Pacific Index Trust	2.50%
JAPAN	M&G Japan	2.00%
	iShares Japan Equity Index (UK)	2.50%
GLOBAL EMERGING MARKETS	BlackRock Emerging Markets	1.50%
	Lazard Emerging Markets	2.00%
	M&G Global Emerging Markets	2.00%
	L&G Global Emerging Markets Index	3.50%
SPECIALIST	Stewart Investors Indian Subcontinent Sustainability	1.00%
	Stewart Investors Global Emerging Markets Sustainability	1.50%
NORTH AMERICA	L&G US Index Trust	5.00%
	Federated Hermes US SMID Equity	1.50%
	M&G North American Value	3.00%
GLOBAL	Rathbone Global Opportunities	2.00%
GLOBAL EQUITY INCOME	Aviva Inv Global Equity Income	2.00%

ASSET ALLOCATION

SECTOR ALLOCATION


FUND PERFORMANCE (to 31/10/2023)

	Cumulative Performance (to 31/10/2023)					Discrete Calendar Year Performance				
	1 Year	2 Year	3 Year	5 Year	Since Launch	2018	2019	2020	2021	2022
MGTS IBOSS BLENDED 5	3.47%	-10.29%	4.38%	15.14%	36.89%	-6.57%	14.56%	7.53%	7.09%	-10.30%
IA Benchmark	1.69%	-8.64%	9.87%	18.40%	49.72%	-6.41%	15.72%	6.01%	11.12%	-9.51%

5 YEAR PERFORMANCE LINE CHART (31/10/2018 - 31/10/2023)



5 YEAR RATIO TABLE (to 31/10/2023)

	Fund	Benchmark
Alpha a measure of the fund's over- or under- performance by comparison to its benchmark	-0.29	0.00
Beta a statistical estimate of the fund's volatility by comparison to that of its benchmark	0.91	1.00
Sharpe the higher the Sharpe Ratio the better the relationship between the fund's risk and its return	0.30	0.34
Downside Risk represents an estimate on the potential loss on any investment	9.40	11.07
Volatility how widely a range of returns varied from the fund's average return over a particular period	9.48	10.16
Max Loss represents the worst running return over the period	-14.00	-15.47
Max DD represents the worst possible return over the period	-14.06	-15.47
Downside Capture represents the manager's performance in down-markets	94.23	100.00

ADDITIONAL INFORMATION

THIRD PARTY RISK PROFILES

N/A

DEPOSITARY

The MGTS IBOSS OEIC sub-fund assets are held by the depositary, Bank of New York Mellon Ltd, which is one of the biggest trustee / depositary and custodians in the world. The assets held by Bank of New York Mellon Ltd are ring fenced as a separate legal entity, with the exception of some cash which is held on deposit with the Bank of New York Mellon Ltd.

*Composite benchmark: 50% IA Mixed Investment 40-85% Shares / 50% IA Flexible Investment

MGTS IBOSS Figures are calculated on a Total Return basis with all income reinvested, assuming income is taxed at basic rates of income tax.

Past performance is no guarantee of future performance.

Data is provided by FE Analytics. Care has been taken to ensure that the information is correct but FE neither warrants, represents nor guarantees the contents of the information, nor does it accept any responsibility for errors, inaccuracies, omissions or any inconsistencies herein. FE data should only be given to retail clients if the IFA firm has the relevant licence with FE.

FUND DETAILS

KEY PEOPLE



Chris Metcalfe IMC
Chief Investment Officer

Chris has earned a reputation for building and maintaining successful model portfolios and running a close team to ensure they maintain their professional high standards of delivering an exceptional service and well researched portfolios with a consistent good track record.



Chris Rush IMC
Investment Manager

Chris provides critique through quantitative analysis, research and one to one manager meetings, leading to specific fund recommendations. His hands on experience and technical knowledge are intrinsic components to the decision making process.



Michael Heapy IMC
Senior Investment Analyst

Michael assists with the analysis of the funds and the provision of relevant data. Michael holds an IMC and the CFA UK Certificate in ESG Investing. He has also passed the J10 exam which awards him the certificate in discretionary investment management.



Rebecca Anscombe
Head of Operations & Systems

Rebecca creates, coordinates and implements the development of internal systems and processes within the Investment Team. Having passed R01 and R02, Rebecca has also completed IMC unit 1 and is now studying part 2 of the certificate.



Jack Roberts IMC
Investment Analyst Support

Jack's core responsibilities include portfolio performance reporting, as well as fund and competitor comparison analysis. Jack is IMC qualified.

PLATFORM AVAILABILITY



THIRD PARTY RATINGS



CONTACT INFORMATION

IBOSS Asset Management
2 Sceptre House
Hornbeam Square North
Harrogate
North Yorkshire
HG2 8PB

Business Development Team
Tracey Atkin: 07719 327524
Kevin Morrison: 07891 814345
Dawid Lesniowski: 07907 574921

Email: enquiries@ibossam.co.uk
Phone: 01423 878840
Website: www.ibossam.com

IMPORTANT INFORMATION

The value of an investment and the income from it can fall as well as rise and investors may get back less than they invested. The recommended holding period does not provide any guarantee that the objective will be achieved and investors should be aware that capital and the income distributed are at risk. Risk factors should be taken into account and understood including (but not limited to) currency movements, market risk, liquidity risk, concentration risk, lack of certainty risk, inflation risk, performance risk, local market risk and credit risk. Investors should ensure that they have read and understood the Non UCITS Retail Scheme Key Investor Information Document and Supplementary Information Document, which contain important information. A copy of these documents will be available on the website or on request from Margetts Fund Management from launch. This communication does not purport to be all-inclusive or contain all of the information which a proposed investor may require in order to make a decision as to whether to invest in the Fund. Nothing in this document constitutes a recommendation suitable or appropriate to a recipient's individual circumstances or otherwise constitutes a personal recommendation. Care has been taken to ensure that the information is correct but IBOSS Asset Management neither warrants, represents nor guarantees the contents of the information, nor does it accept any responsibility for errors, inaccuracies, omissions or any inconsistencies herein.

This document has been issued by IBOSS Asset Management Limited which is authorised and regulated by the Financial Conduct Authority. Financial Services Register Number 697866.

IBOSS Asset Management Limited is owned by Kingswood Holdings Limited, an AIM listed company incorporated in Guernsey (registered number: 42316).

November 2023