

## FUND DETAILS

### IMPORTANT INFORMATION

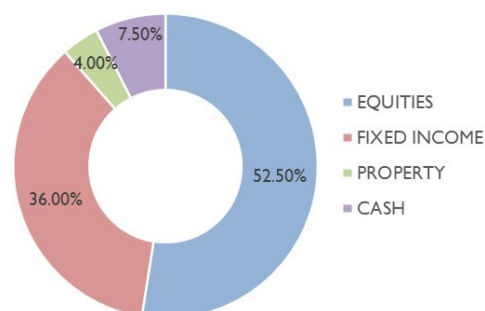
IBOSS Risk Level	3
Current Holdings	45
Passive Holdings	8 (26.5%)
Minimum Investment	£100
OCF (Ongoing Charges Figure)	0.95%
Transaction Cost	0.14%
Benchmark	50% IA 20%-60% Shares / 50% IA 40%-85% Shares

## TARGET ALLOCATION

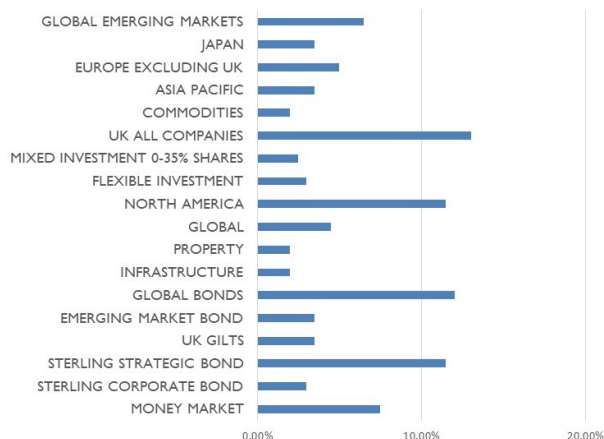
### FUND ALLOCATION

IA SECTOR	FUND	%
MONEY MARKET	Money Market / Cash Holdings	7.50%
STERLING CORPORATE BOND	Rathbone Ethical Bond	3.00%
STERLING STRATEGIC BOND	L&G Strategic Bond	3.00%
	BNY Mellon Inflation Linked Corporate Bond	1.00%
	Artemis High Income	2.50%
	Invesco Monthly Income Plus (UK)	2.00%
	M&G Optimal Income	3.00%
UK GILTS	Royal London UK Government Bond	3.50%
GLOBAL GOV BONDS	Royal London International Government Bond	3.00%
GLOBAL EM BONDS	M&G Emerging Markets Bond	2.00%
	Vontobel Emerging Markets Blend (hedged)	1.50%
GLOBAL BONDS	Vanguard Global Bond Index Institutional Plus Hedged	5.00%
USD GOV BOND	Vanguard US Government Bond Index Institutional Plus	4.00%
MIXED INVESTMENT 0-35% SHARES	Ninety One Diversified Income	2.50%
INFRASTRUCTURE	M&G Global Listed Infrastructure	1.00%
	Lazard Global Listed Infrastructure Equity	1.00%
PROPERTY	L&G Global Real Estate Dividend Index	1.50%
	CT Global Real Estate Securities	0.50%
FLEXIBLE INVESTMENT	Trojan Ethical	3.00%
SPECIALIST	Ninety One Global Gold	1.00%
	JPM Natural Resources	1.00%
UK ALL COMPANIES	Polar Capital UK Value Opportunities	1.50%
	Fidelity Special Situations	2.50%
	L&G UK 100 Index Trust	2.50%
	Artemis UK Select	2.50%
UK EQUITY INCOME	Man GLG Income	2.00%
	BNY Mellon UK Income	2.00%
EUROPE EXCLUDING UK	Liontrust European Dynamic	1.50%
	HSBC European Index	3.00%
	Janus Henderson European Smaller Companies	0.50%
ASIA PACIFIC EX JAPAN	Fidelity Asia Pacific Opportunities	1.50%
	Federated Hermes Asia ex-Japan Equity	2.00%
JAPAN	iShares Japan Equity Index (UK)	1.00%
	M&G Japan	1.00%
	CT Japan	1.50%
GLOBAL EMERGING MARKETS	Lazard Emerging Markets	1.50%
	M&G Global Emerging Markets	2.00%
	L&G Global Emerging Markets Index	3.00%
NORTH AMERICA	L&G US Index Trust	6.50%
	Federated Hermes US SMID Equity	2.50%
	M&G North American Value	2.50%
GLOBAL	Rathbone Global Opportunities	2.50%
GLOBAL EQUITY INCOME	Aviva Inv Global Equity Income	2.00%

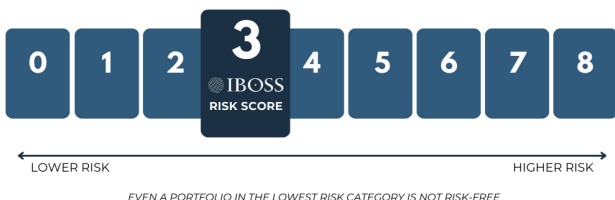
### ASSET ALLOCATION



### SECTOR ALLOCATION



### IBOSS RISK SCORE





## FUND PERFORMANCE (to 30/04/2025)

	Cumulative Performance (to 31/01/2024)					Discrete Calendar Year Performance					
	1 Year	2 Year	3 Year	5 Year	Since Launch	2019	2020	2021	2022	2023	2024
MGTS IBOSS BLENDED 3	3.58%	11.01%	8.68%	24.14%	47.72%	12.28%	6.00%	5.97%	-9.52%	6.45%	6.92%
IA Benchmark	3.47%	11.29%	8.81%	28.22%	57.41%	13.80%	4.42%	9.06%	-9.75%	7.44%	7.52%

## 5 YEAR PERFORMANCE LINE CHART (30/04/2020 - 30/04/2025)



## 5 YEAR RATIO TABLE (to 30/04/2025)

	Fund	Benchmark
<b>Alpha</b> a measure of the fund's over- or under- performance by comparison to its benchmark	-0.15	0.00
<b>Beta</b> a statistical estimate of the fund's volatility by comparison to that of its benchmark	0.90	1.00
<b>Sharpe</b> the higher the Sharpe Ratio the better the relationship between the fund's risk and its return	0.67	0.71
<b>Downside Risk</b> represents an estimate on the potential loss on any investment	5.70	6.54
<b>Volatility</b> how widely a range of returns varied from the fund's average return over a particular period	6.62	7.18
<b>Max Loss</b> represents the worst running return over the period	-5.87	-6.85
<b>Max DD</b> represents the worst possible return over the period	-12.54	-12.34
<b>Downside Capture</b> represents the manager's performance in down-markets	87.87	100.00

## ADDITIONAL INFORMATION

## THIRD PARTY RISK PROFILES

N/A

## DEPOSITARY

The MGTS IBOSS OEIC sub-fund assets are held by the depositary, Bank of New York Mellon Ltd, which is one of the biggest trustee / depositary and custodians in the world. The assets held by Bank of New York Mellon Ltd are ring fenced as a separate legal entity, with the exception of some cash which is held on deposit with the Bank of New York Mellon Ltd.

\*Composite benchmark: 50% IA Mixed Investment 20-60% Shares / 50% IA Mixed Investment 40-85% Shares

MGTS IBOSS Figures are calculated on a Total Return basis with all income reinvested, assuming income is taxed at basic rates of income tax.

Past performance is no guarantee of future performance.

Data is provided by FE Analytics. Care has been taken to ensure that the information is correct but FE neither warrants, represents nor guarantees the contents of the information, nor does it accept any responsibility for errors, inaccuracies, omissions or any inconsistencies herein. FE data should only be given to retail clients if the IFA firm has the relevant licence with FE.

## FUND DETAILS

## KEY PEOPLE



**Chris Metcalfe IMC**  
*Chief Investment Officer*

Chris has earned a reputation for building and maintaining successful model portfolios and running a close team to ensure they maintain their professional high standards of delivering an exceptional service and well researched portfolios with a consistent good track record.



**Chris Rush IMC**  
*Investment Manager*

Chris provides critique through quantitative analysis, research and one to one manager meetings, leading to specific fund recommendations. His hands on experience and technical knowledge are intrinsic components to the decision making process.



**Michael Heapy IMC**  
*Senior Investment Analyst*

Michael assists with the analysis of the funds and the provision of relevant data. Michael holds an IMC and the CFA UK Certificate in ESG Investing. He has also passed the J10 exam which awards him the certificate in discretionary investment management.



**Rebecca Anscombe**  
*Head of Operations & Systems*

Rebecca creates, coordinates and implements the development of internal systems and processes within the Investment Team. Having passed R01 and R02, Rebecca has also completed IMC unit 1 and is now studying part 2 of the certificate.



**Jack Roberts IMC**  
*Investment Analyst Support*

Jack's core responsibilities include portfolio performance reporting, as well as fund and competitor comparison analysis. Jack is IMC qualified.

## PLATFORM AVAILABILITY



## THIRD PARTY RATINGS



## CONTACT INFORMATION

IBOSS Asset Management  
2 Sceptre House  
Hornbeam Square North  
Harrogate  
North Yorkshire  
HG2 8PB

**Email:** [enquiries@iboss Ltd.co.uk](mailto:enquiries@iboss Ltd.co.uk)  
**Phone:** 01423 878840  
**Website:** [www.ibossam.com](http://www.ibossam.com)

**IMPORTANT INFORMATION**

The value of an investment and the income from it can fall as well as rise and investors may get back less than they invested. The recommended holding period does not provide any guarantee that the objective will be achieved and investors should be aware that capital and the income distributed are at risk. Risk factors should be taken into account and understood including (but not limited to) currency movements, market risk, liquidity risk, concentration risk, lack of certainty risk, inflation risk, performance risk, local market risk and credit risk. Investors should ensure that they have read and understood the Non UCITS Retail Scheme Key Investor Information Document and Supplementary Information Document, which contain important information. A copy of these documents will be available on the website or on request from Margetts Fund Management from launch. This communication does not purport to be all-inclusive or contain all of the information which a proposed investor may require in order to make a decision as to whether to invest in the Fund. Nothing in this document constitutes a recommendation suitable or appropriate to a recipient's individual circumstances or otherwise constitutes a personal recommendation. Care has been taken to ensure that the information is correct but IBOSS Asset Management neither warrants, represents nor guarantees the contents of the information, nor does it accept any responsibility for errors, inaccuracies, omissions or any inconsistencies herein. The views expressed in this document are those of IBOSS Asset Management and do not constitute investment advice or a guarantee of future performance. Market outlooks and political landscapes are based on current economic and political conditions, which are subject to change. Past performance is not indicative of future results. Investors should form their own views and, where necessary, seek independent financial advice before making investment decisions.

This document has been issued by IBOSS Asset Management Limited which is authorised and regulated by the Financial Conduct Authority.

Firm Reference Number 697866.

IBOSS Asset Management Limited is owned by Kingswood Holdings Limited, incorporated in Guernsey (registered number: 42316).

May 2025